

TITLE: 2022-24 Endowment Match Program Update

DESCRIPTION: The Finance Committee received an update regarding universities' use of 2022-24 Endowment Match Program funds to date.

STAFF CONTACT: Ryan Kaffenberger, Director, Finance Policy and Programs

COMMITTEE'S REVIEW

The Finance Committee received this information update at their September 9, 2024, meeting. It will not be covered or presented in detail at the board meeting; however, staff will be available for questions.

BACKGROUND INFORMATION

In the 2022-24 biennial budget bill, the General Assembly appropriated \$40 million in state bond funds for the Endowment Match Program, also called Bucks for Brains, with \$30 million authorized for the research universities through the Research Challenge Trust Fund and \$10 million authorized for the comprehensive universities through the Comprehensive University Excellence Trust Fund (22 RS, HB 1) to support efforts to grow endowments for initiatives in fields of science, technology, engineering, mathematics, and health (i.e., STEM+H fields). The state funds are used as a dollar-for-dollar match for private endowment gifts and pledges raised by institutions.

The Council on Postsecondary Education oversees and administers the Endowment Match Program as put forth in the [2022-24 Endowment Match Program Guidelines](#) (hereafter, "The Guidelines"). The Guidelines define specific eligible uses of funds, matching requirements, and program-level requirements on the use of funds.

The Guidelines require institutions to endow particular portions of their Bucks for Brains funds in two categories of eligible uses (i.e., the "Use of Funds Requirements"). At the research universities, at least 70 percent must be endowed to support chairs, professorships, research scholars, research staff, and research infrastructure (i.e., Category 1 Uses), while no more than 30 percent may be endowed to support graduate fellowships or mission support activities (i.e., Category 2 Uses). At the comprehensive universities, at least 50 percent must be endowed to support chairs, professorships, research scholars, research staff, and research infrastructure (i.e., Category 1 Uses), while no more than 50 percent may be endowed to support graduate fellowships, undergraduate scholarships, or mission support activities (i.e., Category 2 Uses). Figure 1 breaks out the total state matching funds appropriated (i.e., \$40,000,000) by eligible

use category and sector. This information item summarizes universities' use of program funds to date. Detailed information for each university can be found in the attached materials.

Figure 1. Total State Matching Funds Available by Eligible Use

	<i>MIN Funds for chairs, professorships, or research scholars, or research staff and infrastructure</i>	<i>MAX Funds for mission support activities or graduate fellowships or undergraduate scholarships</i>	<i>Total</i>
Research	\$21,000,000	\$9,000,000	\$30,000,000
Comprehensive	\$5,000,000	\$5,000,000	\$10,000,000
Total	\$26,000,000	\$14,000,000	\$40,000,000

Figure 2 shows the total amount of requests for state matching funds under the Bucks for Brains program that have been approved or are currently pending. The figure also shows the amount of approved or pending requests as a percent of the total state matching funds available shown in Figure 1. Pending requests are those the universities have submitted to CPE staff that are currently undergoing review and revision. In total, 50 percent of state matching funds appropriated in 2022-24 are currently pending or have been approved.

Figure 2. Total Approved and Pending State Matching Fund Request by Eligible Use

	<i>Funds for chairs, professorships, or research scholars, or research staff and infrastructure</i>	<i>Funds for mission support activities or graduate fellowships or undergraduate scholarships</i>	<i>Total</i>
Research	\$15,141,514	\$1,485,000	\$16,626,514
Comprehensive	\$2,185,250	\$2,090,396	\$4,275,646
Total	\$17,326,764	\$3,575,396	\$20,902,160

➔ **As a Percent of Total State Matching Funds Available by Eligible Use**

	<i>Funds for chairs, professorships, or research scholars, or research staff and infrastructure</i>	<i>Funds for mission support activities or graduate fellowships or undergraduate scholarships</i>	Total
Research	72%	17%	55%
Comprehensive	44%	42%	43%
Total	67%	26%	52%

Figure 3 shows the number of approved and pending endowment match requests that support each eligible use. It is important to note that match requests can be submitted for endowments that support multiple eligible uses and, therefore, the total in Figure 3 does not reflect the total number of endowment match requests received to date. As can be seen, the two most common uses supported by approved or pending endowment match requests are (1) professorships and (2) undergraduate scholarships.

Figure 3. Total Number of Endowments by Detailed Eligible Use Supported

	Category 1					Category 2		
	Chairs	Professorships	Research Scholars	Research Staff	Research Infrastructure	Graduate Fellowships	Undergraduate Scholarships	Mission Support
Research	6	12	0	0	1	3	0	5
Comprehensive	0	12	0	4	4	3	22	2
Total	6	24	0	4	5	6	22	7

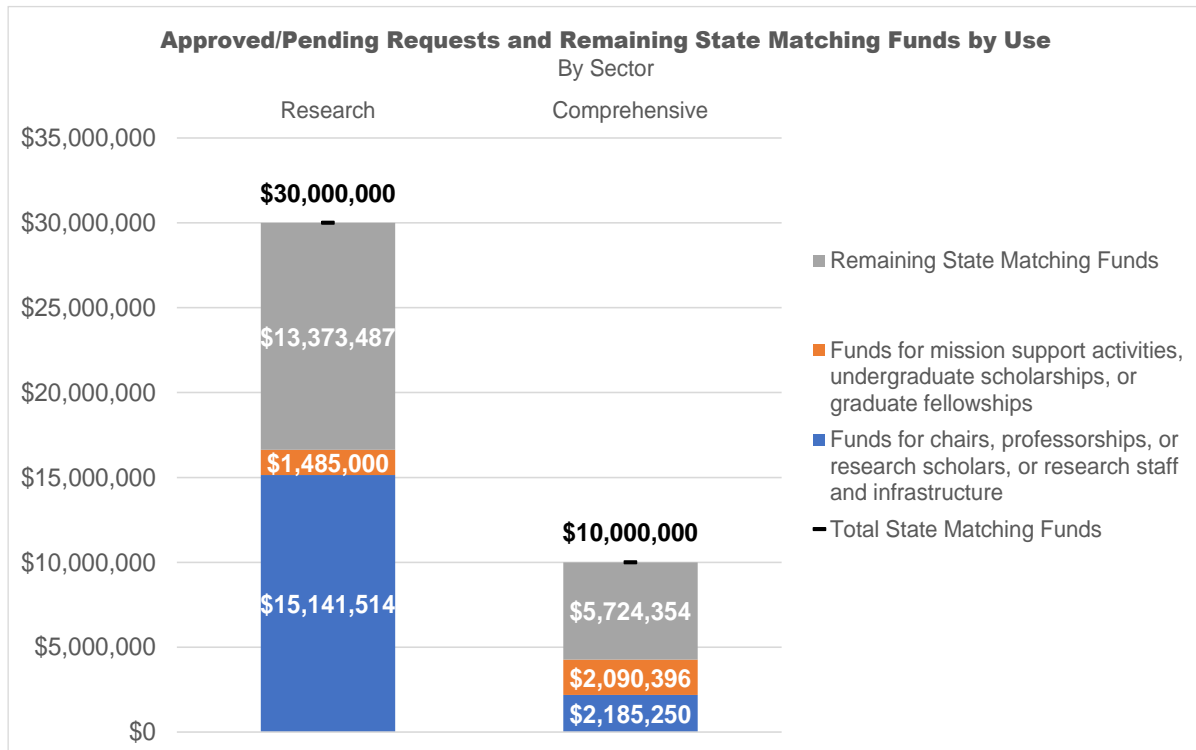
Figure 4 shows the remaining state matching funds under the Bucks for Brains program broken out by eligible use category based on the aforementioned “Use of Funds Requirements” (i.e., the 70/30 and 50/50 rules). It is important to note that the universities must endow at least \$9,007,137 of the remaining funds to support Category 1 Uses; however, universities are not required to use any program funds for Category 2 Uses and, as such, could choose to endow some or all of the \$10,090,704 to support Category 1 Uses instead.

Figure 4. Total Remaining State Matching Funds Available by Eligible Use

	<i>MIN Funds for chairs, professorships, or research scholars, or research staff and infrastructure</i>	<i>MAX Funds for mission support activities or graduate fellowships or undergraduate scholarships</i>	Total
Research	\$5,858,487	\$7,515,000	\$13,373,487
Comprehensive	\$3,148,650	\$2,575,704	\$5,724,354
Total	\$9,007,137	\$10,090,704	\$19,097,840

Figure 5 summarizes all the information above regarding universities' use of Bucks for Brains program funds to date in a single graph. As anticipated, the research universities have prioritized endowing funds to support research activities of endowed chairs and professors, as opposed to endowing funds for mission support and graduate fellowships. Meanwhile, the comprehensive universities have taken a balanced approach, requesting almost an equal amount of funds for endowments supporting both categories of eligible uses.

Figure 5. Summary Chart



SUPPORTING INFORMATION

Kentucky recognizes the importance of research to the economic well-being of its citizens. The Endowment Match Program, also known as Bucks for Brains, encourages private investment in public higher education research activities to stimulate business development, generate increases in externally sponsored research, create better jobs and a higher standard of living, and facilitate Kentucky's transition to a knowledge-based economy. The program matches public money with private gifts dollar-for-dollar to fund chairs, professorships, research scholars, staffs and infrastructure, fellowships and scholarships, and mission support at the public universities. This collaborative approach is critical to advancing Kentucky's research presence into national prominence.

State funding for the Endowment Match Program is appropriated to the Research Challenge Trust Fund (RCTF) for the research universities and to the Comprehensive University Excellence Trust Fund (CUETF) for the comprehensive institutions. Both trust funds were created with passage of the Postsecondary Education Improvement Act of 1997 (HB 1).

For the 2022-24 biennium, the General Assembly authorized \$40 million in bond funds for the Bucks for Brains program, with \$30 million appropriated to the Research Challenge Trust Fund and \$10 million appropriated to the Comprehensive University Excellence Trust Fund (22 RS, HB 1) to support efforts to grow endowments for initiatives in fields of science, technology, engineering, mathematics, and health. Per KRS 164.7911(2), these funds "shall not lapse at the end of a fiscal year but shall be carried forward in the respective trust fund accounts and shall be available for allotment for their respective purposes in the next fiscal year." As such, funding for the Bucks for Brains program remains available for institutional use until matched and distributed.

2022-2024 Allocation of Program Funds

University of Kentucky	\$20,000,000
University of Louisville	10,000,000
<i>Total RCTF</i>	<i>\$30,000,000</i>
Eastern Kentucky University	\$2,227,800
Kentucky State University	667,800
Morehead State University	1,279,000
Murray State University	1,484,900
Northern Kentucky University	1,864,600
Western Kentucky University	2,475,900
<i>Total CUETF</i>	<i>\$10,000,000</i>

The Council on Postsecondary Education oversees and administers the Endowment Match Program. The Council establishes areas of concentration within which program funds are used, develops guidelines for the distribution of program funds, and reviews reports from the institutions on uses of program funds and results achieved. The *2022-24 Endowment Match Program Guidelines* define eligible uses of program funds and a use of funds requirement, which is discussed in detail below.

At the research universities, the Council's *2022-24 Endowment Match Program Guidelines* require that:

- 1) at least 70 percent of program funds must be endowed for the purpose of supporting chairs, professorships, or research scholars, or research staff and infrastructure that directly support the research activities of an endowed chair, professor, or research scholar and
- 2) no more than 30 percent of program funds may be endowed for the purpose of supporting mission support activities or graduate fellowships.

At the comprehensive universities, the *2022-24 Endowment Match Program Guidelines* require that:

- 1) at least 50 percent of program funds must be endowed for the purpose of supporting chairs or professorships, or research staff and infrastructure that directly support the research activities of an endowed chair or professor and
- 2) no more than 50 percent of program funds may be endowed for the purpose of supporting mission support, graduate fellowships, or undergraduate scholarships.

The boards of trustees and boards of regents of the Commonwealth's public universities are responsible for the Endowment Match Program on their respective campuses. The governing boards are required by Council guidelines to review and approve all donations, gifts, and pledges that will be matched with state funds and used to establish new endowments or expand existing endowments under the Bucks for Brains program. Furthermore, the boards are charged with ensuring that the purposes of each endowment and sources of matching funds comply with Council guidelines and serve the public good. Documentation of board approval must be submitted with each endowment request.

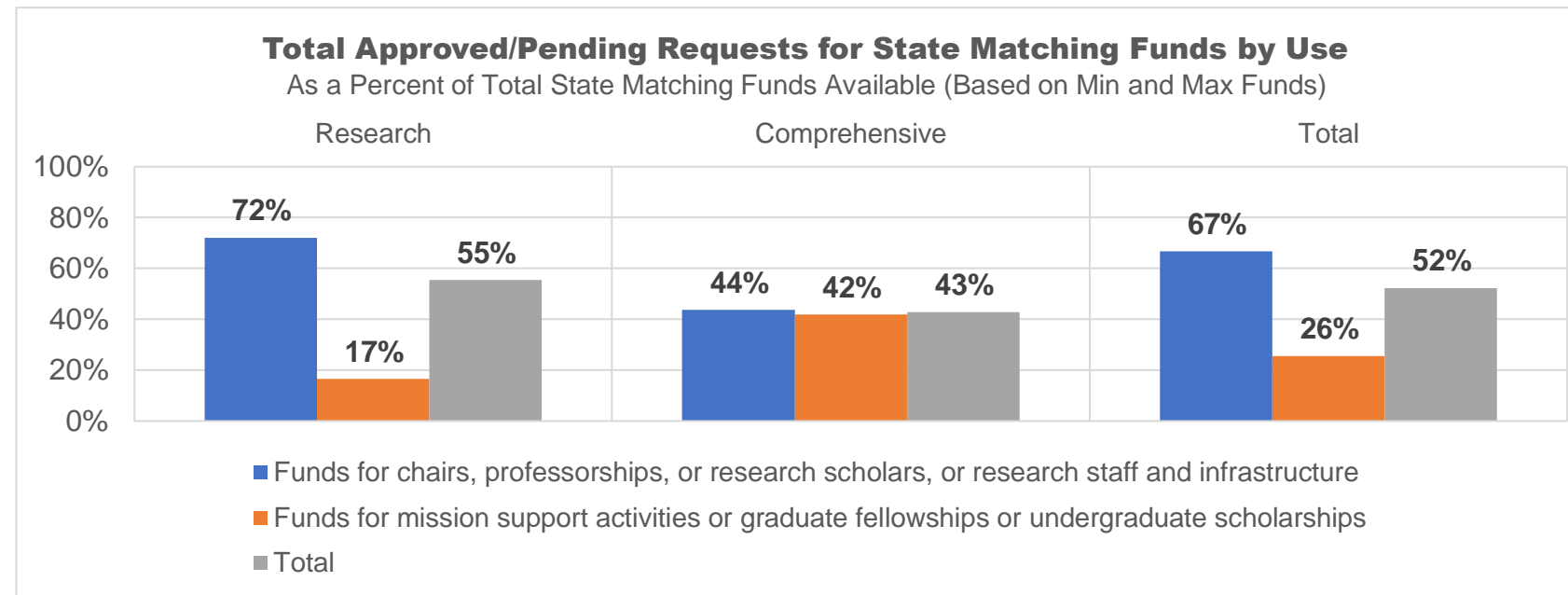
Kentucky Public Universities

FY 2022-24 Bucks For Brains Allocation and Usage
 Research Challenge Trust Fund and Comprehensive University Excellence Trust Fund
 Summary Data by Sector

Attachment A

Total State Matching Funds Available by Eligible Use

	<i>MIN Funds for chairs, professorships, or research scholars, or research staff and infrastructure</i>	<i>MAX Funds for mission support activities or graduate fellowships or undergraduate scholarships</i>	Total
Research	\$21,000,000	\$9,000,000	\$30,000,000
Comprehensive	\$5,000,000	\$5,000,000	\$10,000,000
Total	\$26,000,000	\$14,000,000	\$40,000,000



Total Approved & Pending State Matching Fund Requests by Eligible Use

	<i>Funds for chairs, professorships, or research scholars, or research staff and infrastructure</i>	<i>Funds for mission support activities or graduate fellowships or undergraduate scholarships</i>	Total
Research	\$15,141,514	\$1,485,000	\$16,626,514
Comprehensive	\$2,185,250	\$2,090,396	\$4,275,646
Total	\$17,326,764	\$3,575,396	\$20,902,160

--> As Percent of Total State Matching Funds Available

	<i>Funds for chairs, professorships, or research scholars, or research staff and infrastructure</i>	<i>Funds for mission support activities or graduate fellowships or undergraduate scholarships</i>	Total
Research	72%	17%	55%
Comprehensive	44%	42%	43%
Total	67%	26%	52%

Detailed Eligible Uses

	Chairs	Professorships	Research Scholars	Research Staff	Research Infrastructure	Graduate Fellowships	Undergraduate Scholarships	Mission Support
Research	6	12	0	0	1	3	0	5
Comprehensive	0	12	0	4	4	3	22	2
Total	6	24	0	4	5	6	22	7

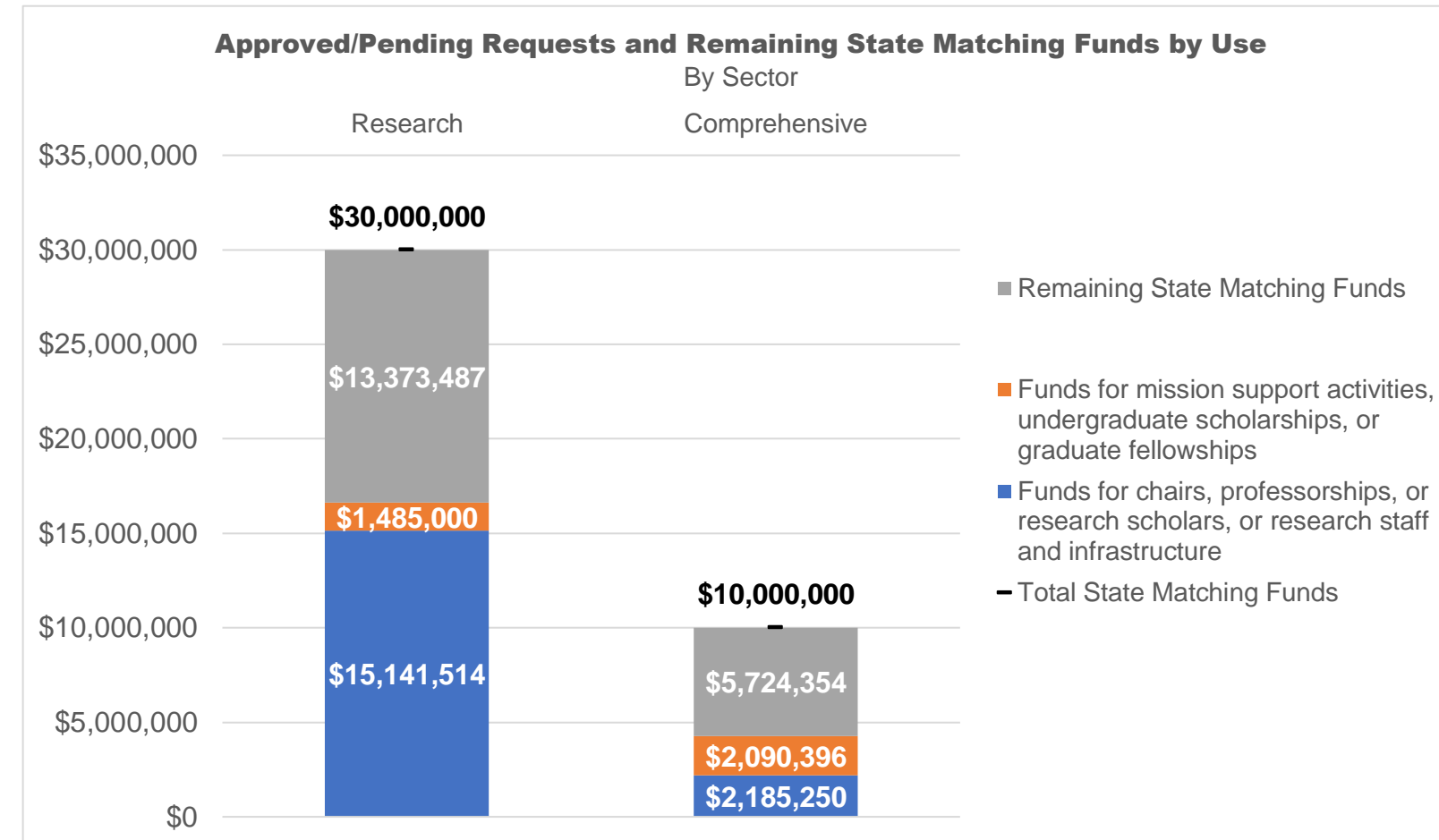
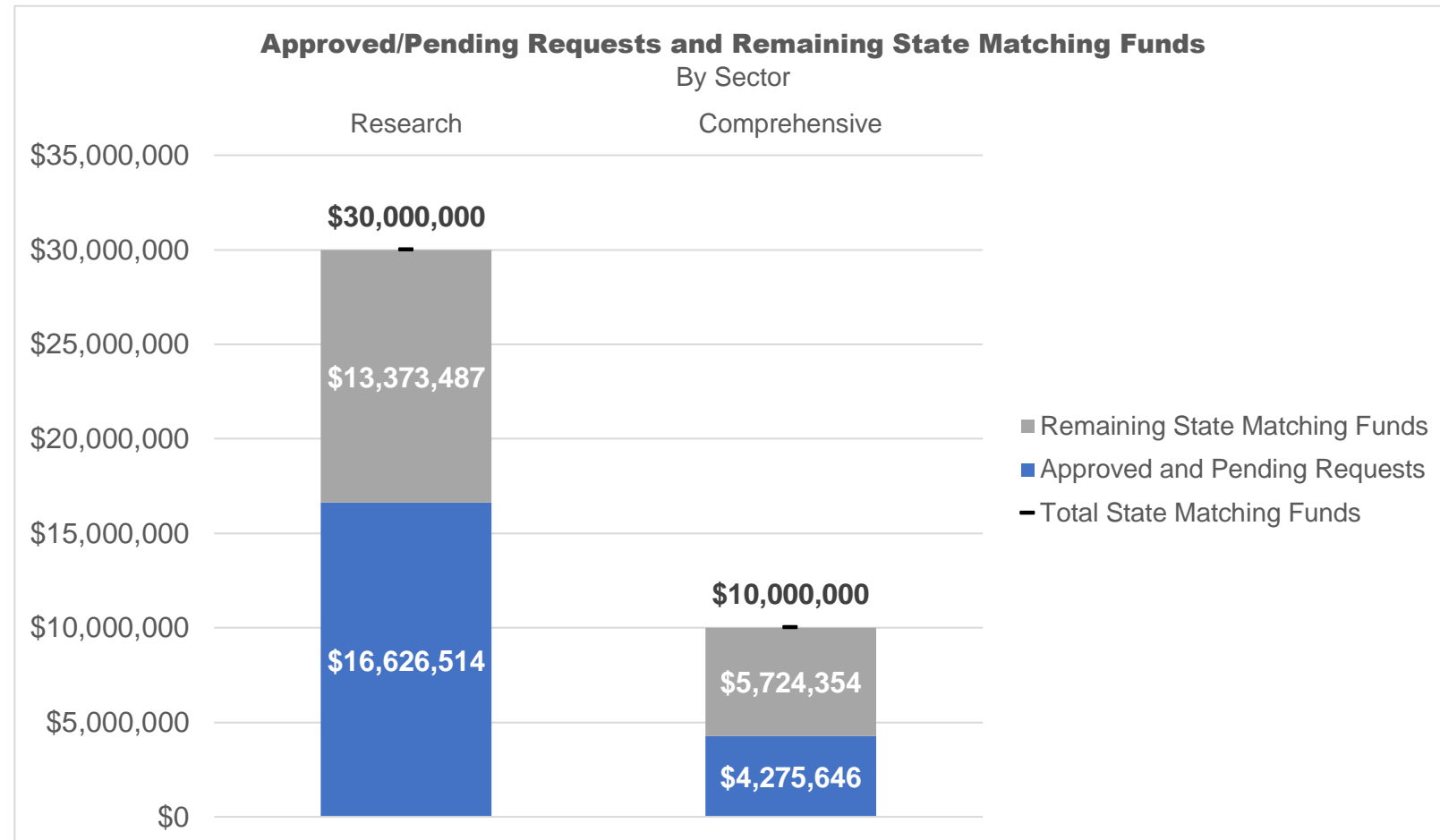
Total Remaining State Matching Funds Available by Eligible Use

	<i>MIN Funds for chairs, professorships, or research scholars, or research staff and infrastructure</i>	<i>MAX Funds for mission support activities or graduate fellowships or undergraduate scholarships</i>	Total
Research	\$5,858,487	\$7,515,000	\$13,373,487
Comprehensive	\$3,148,650	\$2,575,704	\$5,724,354
Total	\$9,007,137	\$10,090,704	\$19,097,840

Kentucky Public Universities: Summary Charts

	Approved and Pending Requests	Remaining State Matching Funds	Total State Matching Funds
Research	\$16,626,514	\$13,373,487	\$30,000,000
Comprehensive	\$4,275,646	\$5,724,354	\$10,000,000
Total	\$20,902,160	\$19,097,840	\$40,000,000

	Funds for chairs, professorships, or research scholars, or research staff and infrastructure	Funds for mission support activities, undergraduate scholarships, or graduate fellowships	Remaining State Matching Funds	Total State Matching Funds
Research	\$15,141,514	\$1,485,000	\$13,373,487	\$30,000,000
Comprehensive	\$2,185,250	\$2,090,396	\$5,724,354	\$10,000,000
Total	\$17,326,764	\$3,575,396	\$19,097,840	\$40,000,000



University of Kentucky

FY 2022-24 Bucks For Brains Allocation and Usage
Research Challenge Trust Funds

LEGEND
APPROVAL PENDING

Attachment B

Total State Matching Funds Available by Eligible Use

<i>MIN</i> Funds for chairs, professorships, or research scholars, or research staff and infrastructure	<i>MAX</i> Funds for mission support activities or graduate fellowships	Total state matching funds available
\$14,000,000	\$6,000,000	\$20,000,000

Approved/Pending State Matching Fund Requests by Eligible Use

Endowment Name	Funds for chairs, professorships, or research scholars, or research staff and infrastructure	Funds for mission support activities or graduate fellowships	Total approved
John R. van Nagell Chair in Gynecology Oncology	\$800,000		\$800,000
Katharine and Mike Ball Professor of Transplant Coaches for Kids Foundation Endowed Research Professorship in Child Abuse Pediatrics	\$500,000		\$500,000
Constance L. Wood Graduate Fellowship in Statistics		\$50,000	\$50,000
Barnstable Brown Diabetes and Obesity Research Endowed Professorship	\$200,000		\$200,000
Willie Barnstable Faculty Excellence Fund		\$200,000	\$200,000
Lon R. Hays, M.D. and Ann A. Hays, M.D. Professorship for Addictions	\$150,000		\$150,000
Price Family Research Endowment for Pediatric Health Equity		\$25,000	\$25,000
Allan and Ginger Brown Aerospace Faculty Excellence Fund		\$72,500	\$72,500
CHET Training Program Support Endowed Fund		\$50,000	\$50,000
Lighthouse Beacon Foundation Endowment for Research and Graduate Education	\$2,537,500	\$1,087,500	\$3,625,000
Goodman Family Chair in Pediatric Forensic Medicine	\$1,000,000		\$1,000,000
Sally Humphrey Professorship in Cancer Health Equity	\$100,000		\$100,000
Stanley and Karen Pigman Heritage Science Professorship	\$616,834		\$616,834
Cambron Family Distinguished Research Professor in Adolescent Mental Health	\$500,000		\$500,000
Bill and Donna Shively Endowed Pediatric Research Professorship	\$250,000		\$250,000
Martin-Gatton College of Agriculture, Food and Environment Innovation Fund	\$5,000,000		\$5,000,000
Total approved requests	\$11,929,334	\$1,485,000	\$13,414,334

Detailed Eligible Uses

Chairs	Professorships	Research Scholars	Research Staff	Research Infrastructure	Graduate Fellowships	Undergraduate Scholarships	Mission Support
X							
	X						
	X						
					X		
	X						X
	X						X
					X		X
X	X			X	X		X
X							
	X						
	X						
	X						
X	X						
4	10	0	0	1	3	0	5

Remaining State Matching Funds Available by Eligible Use

<i>MIN</i> Funds for chairs, professorships, or research scholars, or research staff and infrastructure	<i>MAX</i> Funds for mission support activities or graduate fellowships	Total remaining
\$2,070,667	\$4,515,000	\$6,585,667

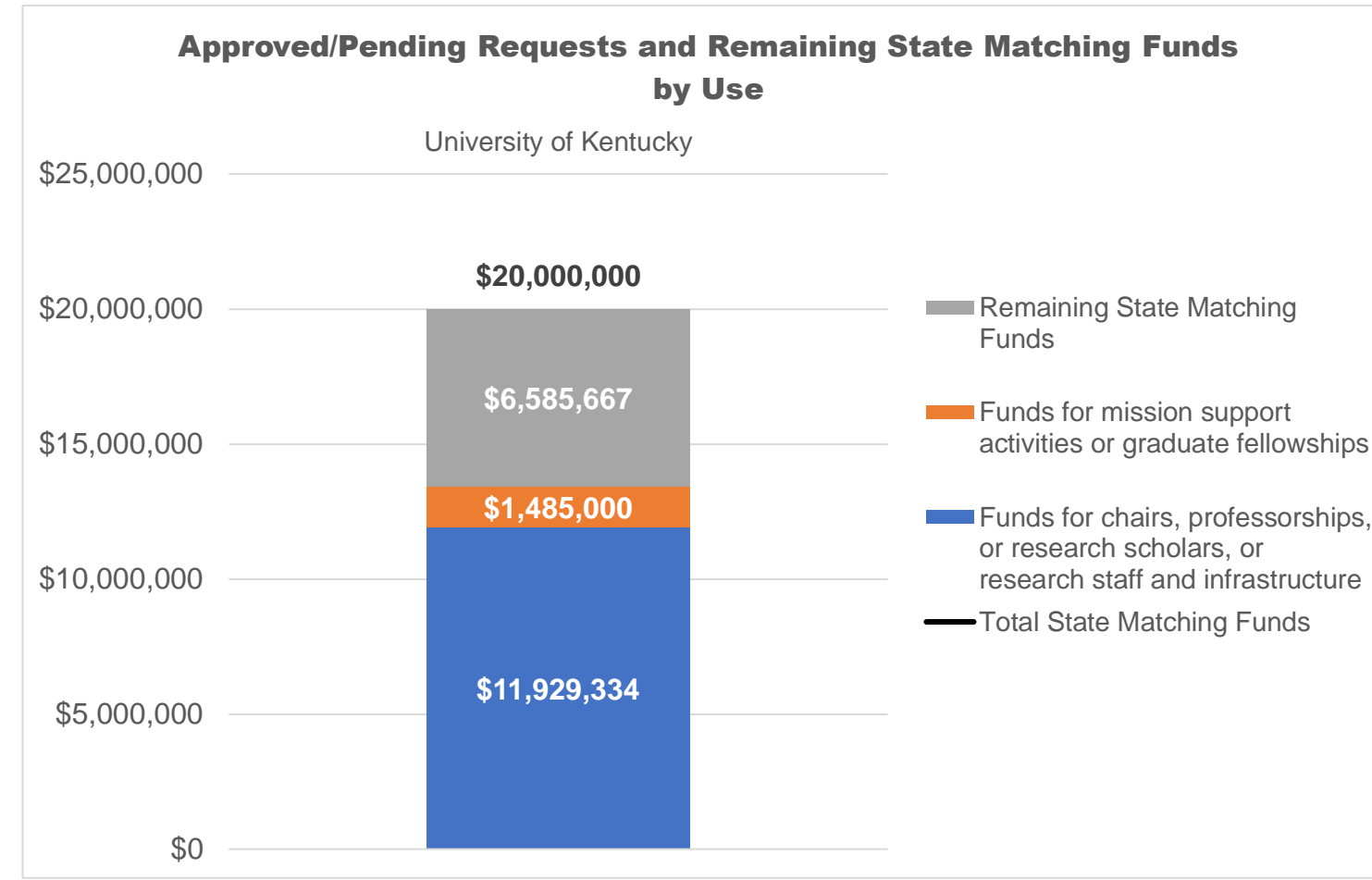
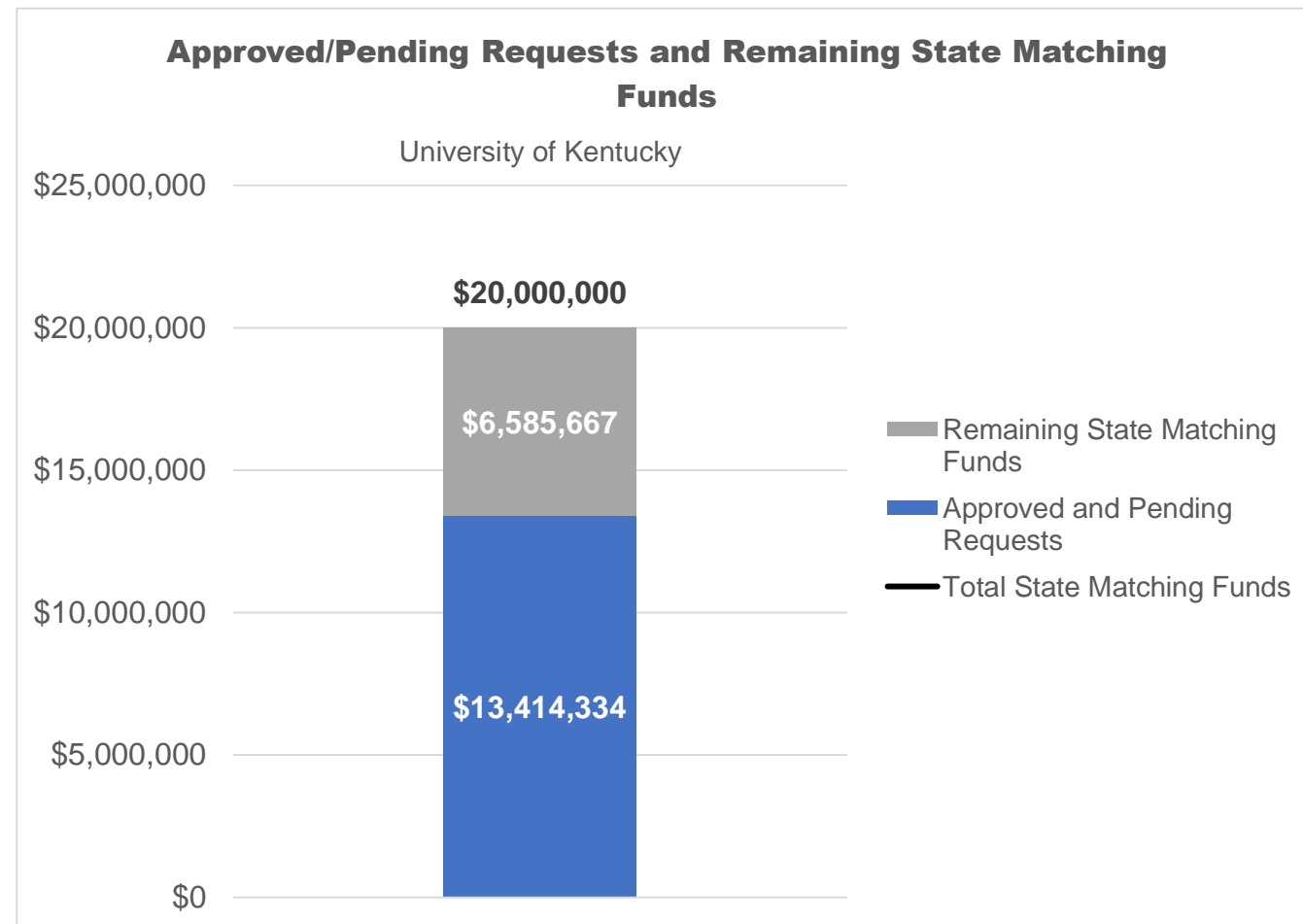
MAX Funds for chairs, professorships, or research scholars, or research staff and infrastructure
\$6,585,667

University of Kentucky: Summary Charts

Attachment B

	Approved and Pending Requests	Remaining State Matching Funds	Total State Matching Funds
University of Kentucky	\$13,414,334	\$6,585,667	\$20,000,000

	Funds for chairs, professorships, or research scholars, or research staff and infrastructure	Funds for mission support activities or graduate fellowships	Remaining State Matching Funds	Total State Matching Funds
University of Kentucky	\$11,929,334	\$1,485,000	\$6,585,667	\$20,000,000



University of Louisville

FY 2022-24 Bucks For Brains Allocation and Usage
Research Challenge Trust Funds

LEGEND
APPROVAL PENDING

Attachment C

Total State Matching Funds Available by Eligible Use

<i>MIN</i> Funds for chairs, professorships, or research scholars, or research staff and infrastructure	<i>MAX</i> Funds for mission support activities or graduate fellowships	<i>Total state matching funds available</i>
\$7,000,000	\$3,000,000	\$10,000,000

Approved/Pending State Matching Fund Requests by Eligible Use

Endowment Name	Funds for chairs, professorships, or research scholars, or research staff and infrastructure	Funds for mission support activities or graduate fellowships	Total approved
Donald Miller Endowed Professorship in Cancer Computational Biology	\$500,000		\$500,000
John Trent, Ph.D. Endowed Professorship in Bioinformatics	\$500,000		\$500,000
Carolyn Siler Browning Endowed Chair in Immunogenomics	\$1,000,000		\$1,000,000
Samuel C. Robinson Endowed Chair in Nano-Enabled Medicine and Healthcare	\$1,212,180		\$1,212,180
Total approved requests	\$3,212,180	\$0	\$3,212,180

Detailed Eligible Uses

Chairs	Professorships	Research Scholars	Research Staff	Research Infrastructure	Graduate Fellowships	Undergraduate Scholarships	Mission Support
	X						
	X						
X							
X							
2	2	0	0	0	0	0	0

Remaining State Matching Funds Available by Eligible Use

<i>MIN</i> Funds for chairs, professorships, or research scholars, or research staff and infrastructure	<i>MAX</i> Funds for mission support activities or graduate fellowships	<i>Total remaining</i>
\$3,787,820	\$3,000,000	\$6,787,820

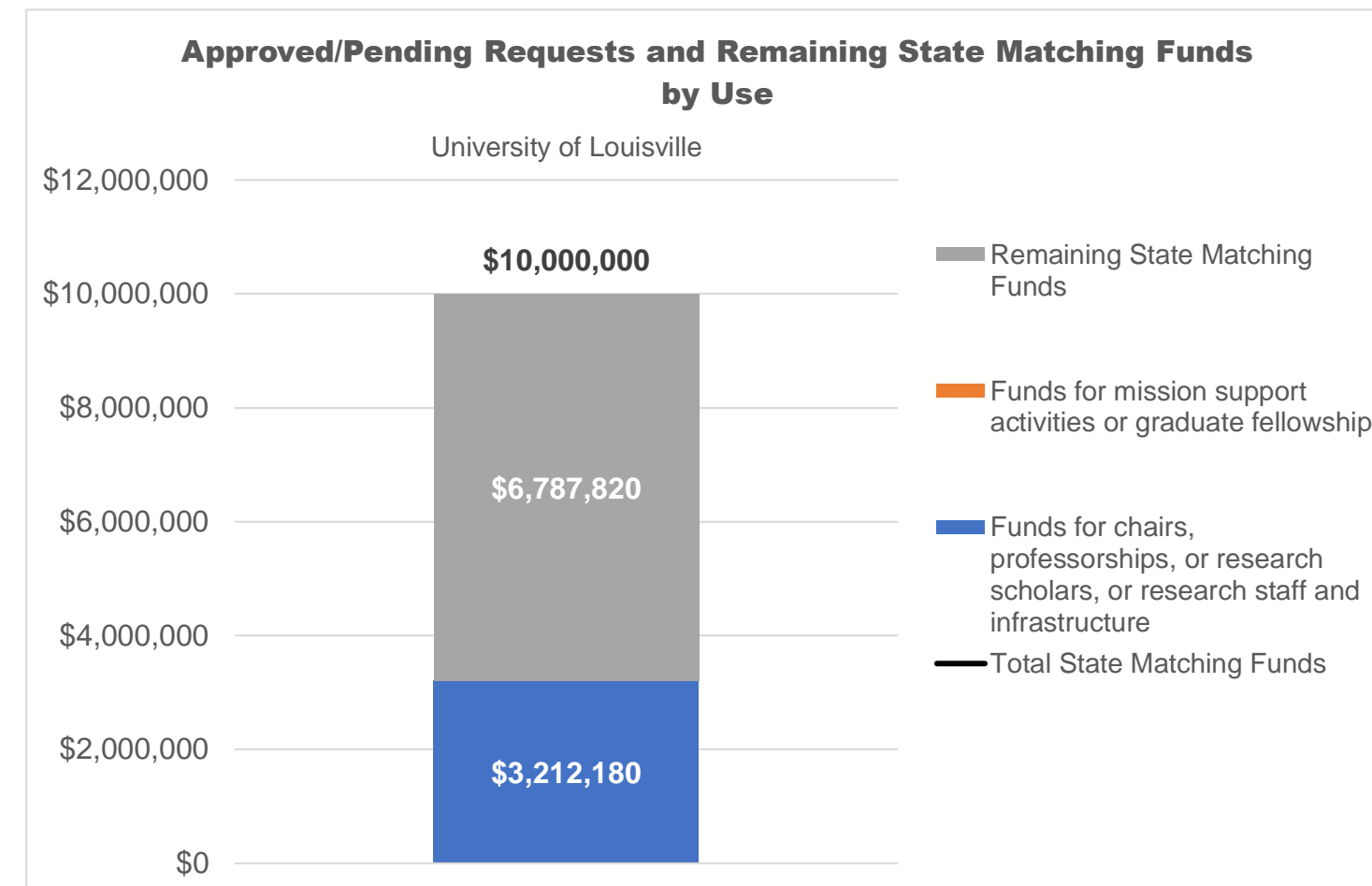
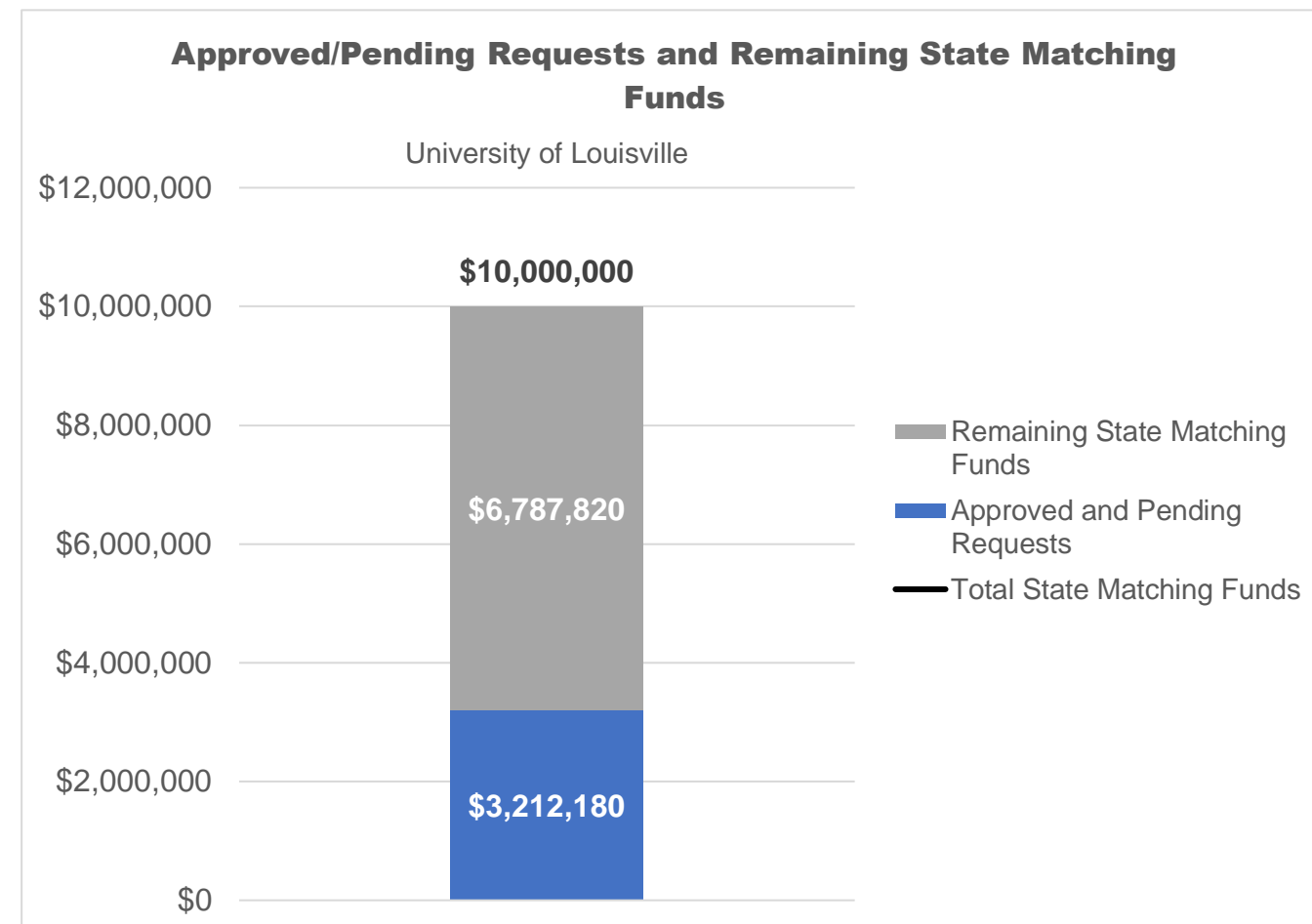
MAX Funds for chairs, professorships, or research scholars, or research staff and infrastructure
\$6,787,820

University of Louisville: Summary Charts

Attachment C

	Approved and Pending Requests	Remaining State Matching Funds	Total State Matching Funds
University of Louisville	\$3,212,180	\$6,787,820	\$10,000,000

	Funds for chairs, professorships, or research scholars, or research staff and infrastructure	Funds for mission support activities or graduate fellowships	Remaining State Matching Funds	Total State Matching Funds
University of Louisville	\$3,212,180	\$0	\$6,787,820	\$10,000,000



LEGEND
APPROVAL PENDING

Total State Matching Funds Available by Eligible Use

<i>MIN</i> Funds for chairs, professorships, or research staff and infrastructure	<i>MAX</i> Funds for mission support activities or graduate fellowships or undergraduate scholarships	Total state matching funds available
\$1,113,900	\$1,113,900	\$2,227,800

Approved/Pending State Matching Fund Requests by Eligible Use

Endowment Name	Funds for chairs, professorships, or research staff and infrastructure	Funds for mission support activities or graduate fellowships or undergraduate scholarships	Total approved
Commonwealth Credit Union Endowment	\$250,000		\$250,000
College of Science Endowment for Faculty Success		\$25,000	\$25,000
Anthem Rural Medicine Scholarship (ARMS)		\$100,000	\$100,000
Dr. Suzanne Bird Endowed Scholarship		\$109,446	\$109,446
Dr. Yoshihiko and Betty Yagi Endowed Scholarship		\$25,000	\$25,000
Total approved requests	\$250,000	\$259,446	\$509,446

Detailed Eligible Uses

Chairs	Professorships	Research Scholars	Research Staff	Research Infrastructure	Graduate Fellowships	Undergraduate Scholarships	Mission Support
	X						
							X
					X		
						X	
						X	
0	1	0	0	0	1	2	1

Remaining State Matching Funds Available by Eligible Use

<i>MIN</i> Funds for chairs, professorships, or research staff and infrastructure	<i>MAX</i> Funds for mission support activities or graduate fellowships or undergraduate scholarships	Total remaining
\$863,900	\$854,454	\$1,718,354

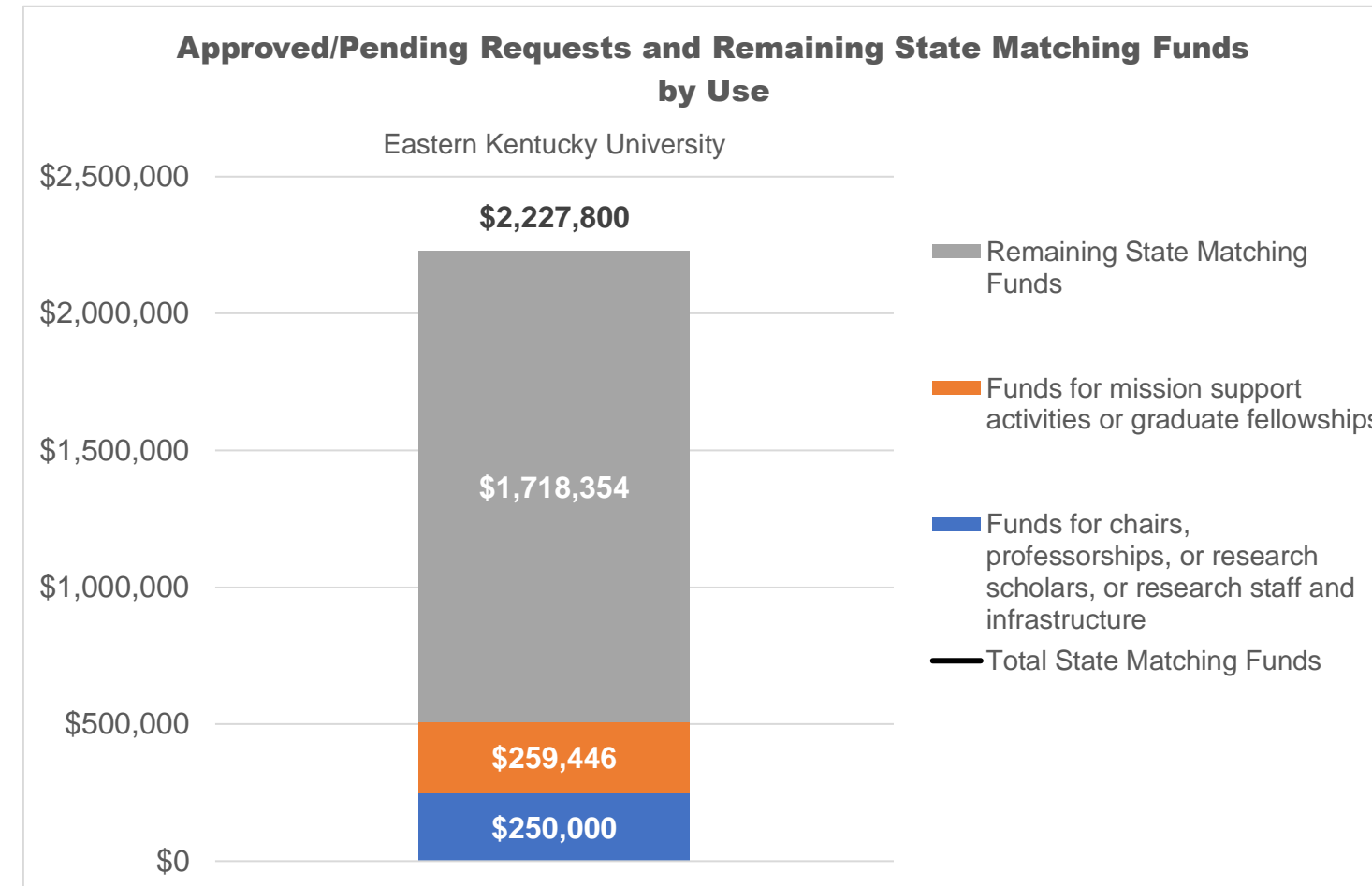
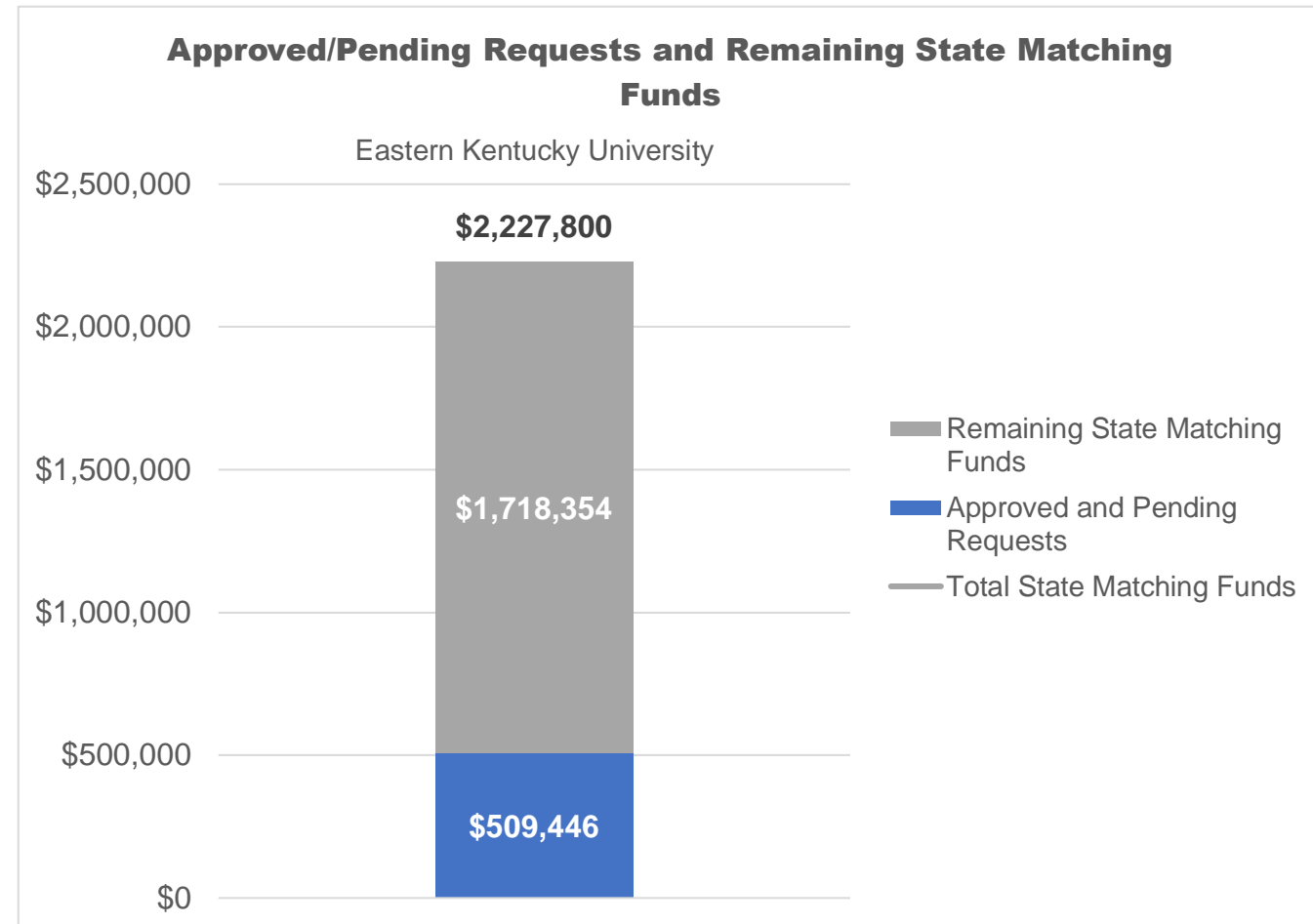
MAX Funds for chairs, professorships, or research scholars, or research staff and infrastructure
 \$1,718,354

Eastern Kentucky University: Summary Charts

Attachment D

	Approved and Pending Requests	Remaining State Matching Funds	Total State Matching Funds
Eastern Kentucky University	\$509,446	\$1,718,354	\$2,227,800

	Funds for chairs, professorships, or research scholars, or research staff and infrastructure	Funds for mission support activities or graduate fellowships	Remaining State Matching Funds	Total State Matching Funds
Eastern Kentucky University	\$250,000	\$259,446	\$1,718,354	\$2,227,800



Kentucky State University

FY 2022-24 Bucks For Brains Allocation and Usage
Comprehensive University Excellence Trust Fund

LEGEND
APPROVAL PENDING

Attachment E

Total State Matching Funds Available by Eligible Use

<i>MIN</i> Funds for chairs, professorships, or research staff and infrastructure	<i>MAX</i> Funds for mission support activities or graduate fellowships or undergraduate undergraduate scholarships	<i>Total state matching funds available</i>
\$333,900	\$333,900	\$667,800

Approved/Pending State Matching Fund Requests by Eligible Use

Endowment Name	<i>Funds for mission support activities or graduate fellowships or undergraduate undergraduate scholarships</i>	<i>Total approved</i>
Endowed Professorship in STEM+H (i.e., College of Engineering Endowed Fund)	\$667,800	\$667,800
Total approved requests	\$667,800	\$0

Detailed Eligible Uses

Chairs	Professorships	Research Scholars	Research Staff	Research Infrastructure	Graduate Fellowships	Undergraduate Scholarships	Mission Support
	X						
0	1	0	0	0	0	0	0

Remaining State Matching Funds Available by Eligible Use

<i>MIN</i> Funds for chairs, professorships, or research staff and infrastructure	<i>MAX</i> Funds for mission support activities or graduate fellowships or undergraduate undergraduate scholarships	<i>Total remaining</i>
Minimum met	\$0	\$0

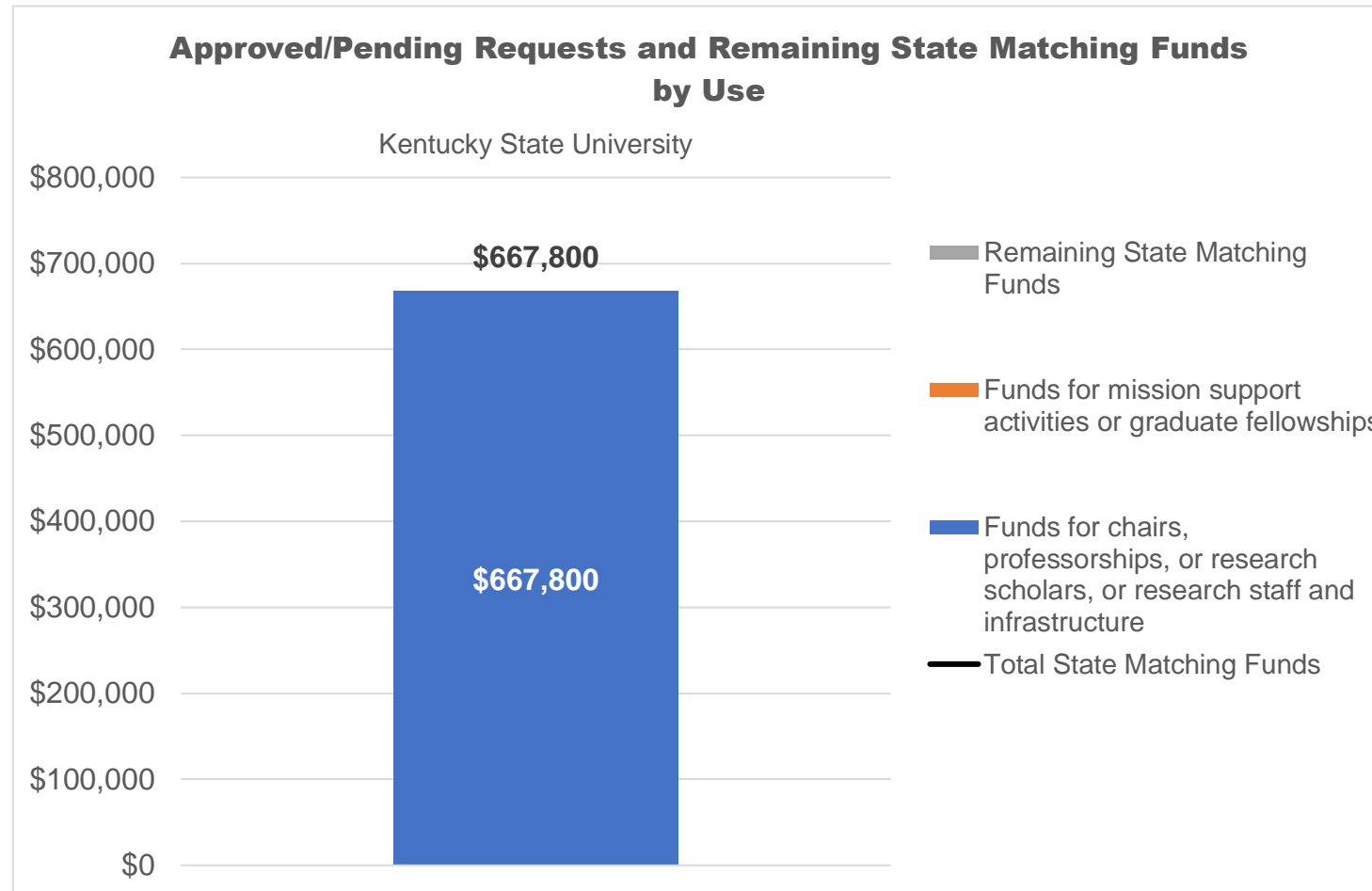
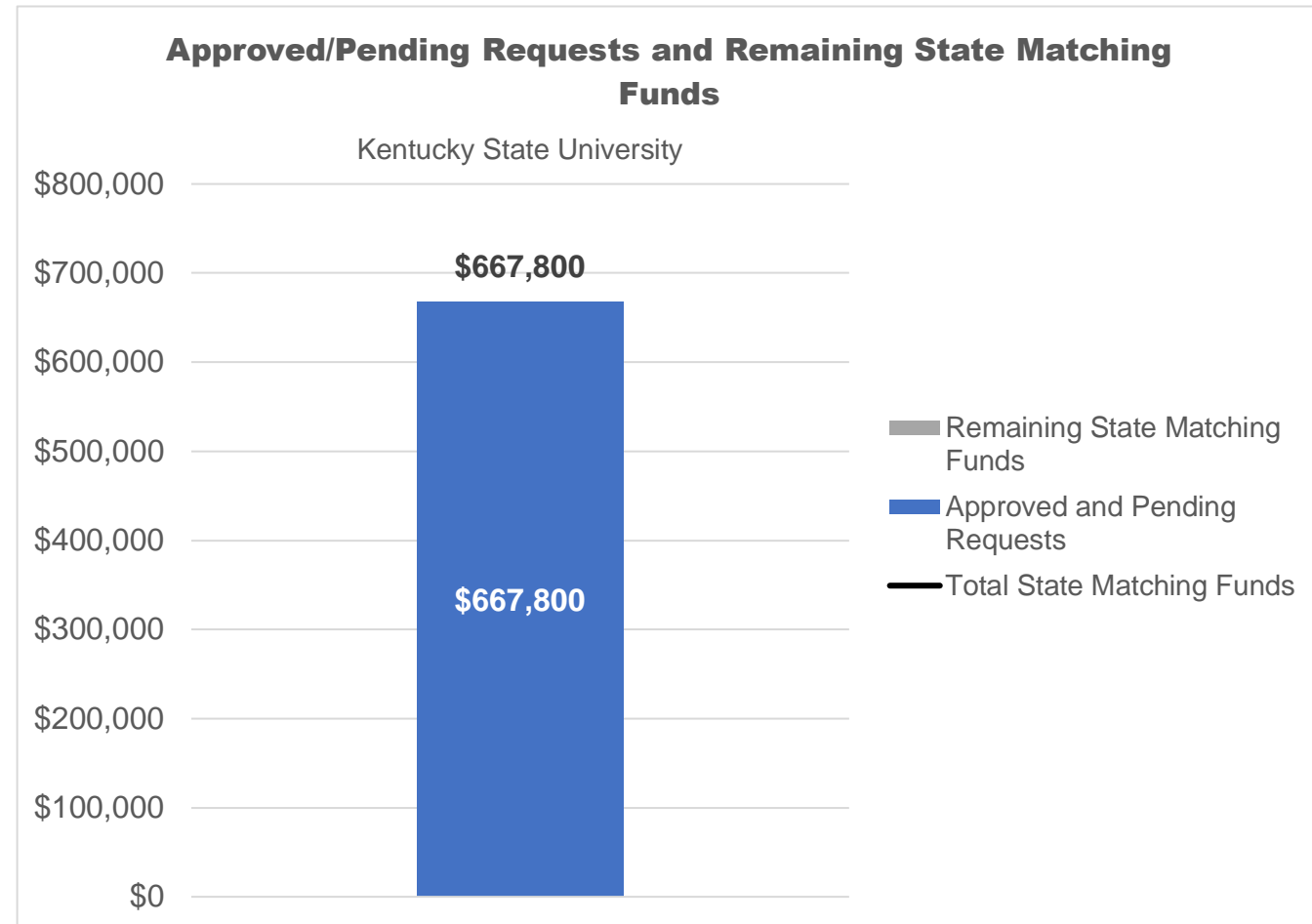
MAX Funds for chairs, professorships, or research scholars, or research staff and infrastructure
\$0

Kentucky State University: Summary Charts

Attachment E

	Approved and Pending Requests	Remaining State Matching Funds	Total State Matching Funds
Kentucky State University	\$667,800	\$0	\$667,800

	Funds for chairs, professorships, or research scholars, or research staff and infrastructure	Funds for mission support activities or graduate fellowships	Remaining State Matching Funds	Total State Matching Funds
Kentucky State University	\$667,800	\$0	\$0	\$667,800



Morehead State University

FY 2022-24 Bucks For Brains Allocation and Usage
Comprehensive University Excellence Trust Fund

LEGEND
APPROVAL PENDING

Attachment F

Total State Matching Funds Available by Eligible Use

<i>MIN</i> Funds for chairs, professorships, or research staff and infrastructure	<i>MAX</i> Funds for mission support activities or graduate fellowships or undergraduate undergraduate scholarships	<i>Total state matching funds available</i>
\$639,500	\$639,500	\$1,279,000

Approved/Pending State Matching Fund Requests by Eligible Use

Endowment Name	<i>Funds for mission support activities or graduate fellowships or undergraduate undergraduate scholarships</i>	<i>Total approved</i>
Scutchfield Family Pre-Medicine Scholarship Endowment	\$50,000	\$50,000
Eugene Lacefield Space Studies Endowment	\$100,000	\$100,000
Greene Family Scholarship Endowment	\$200,000	\$200,000
Kerr STEM Scholarship Endowment and Kirk Scholarship Endowment Fund...	\$125,000	\$125,000
Craft Endowed Professorship in Biomedical Sciences	\$150,000	\$150,000
The J. Dudley Herron Professorship Endowment	\$125,000	\$125,000
Phillips Scholarship Endowment	\$90,000	\$90,000
The Judy-Craig Scholarship Endowment for Science	\$35,000	\$35,000
Dr. John and Betty Philley Endowment Fund	\$4,500	\$4,500
Robert Thomas Lierman Memorial Scholarship Endowment	\$10,000	\$10,000
Total approved requests	\$275,000	\$889,500

Detailed Eligible Uses

Chairs	Professorships	Research Scholars	Research Staff	Research Infrastructure	Graduate Fellowships	Undergraduate Scholarships	Mission Support
						X	
					X	X	
						X	
						X	
	X						
	X						
						X	
						X	X
						X	
0	2	0	0	0	1	7	1

Remaining State Matching Funds Available by Eligible Use

<i>MIN</i> Funds for chairs, professorships, or research staff and infrastructure	<i>MAX</i> Funds for mission support activities or graduate fellowships or undergraduate undergraduate scholarships	<i>Total remaining</i>
\$364,500	\$25,000	\$389,500

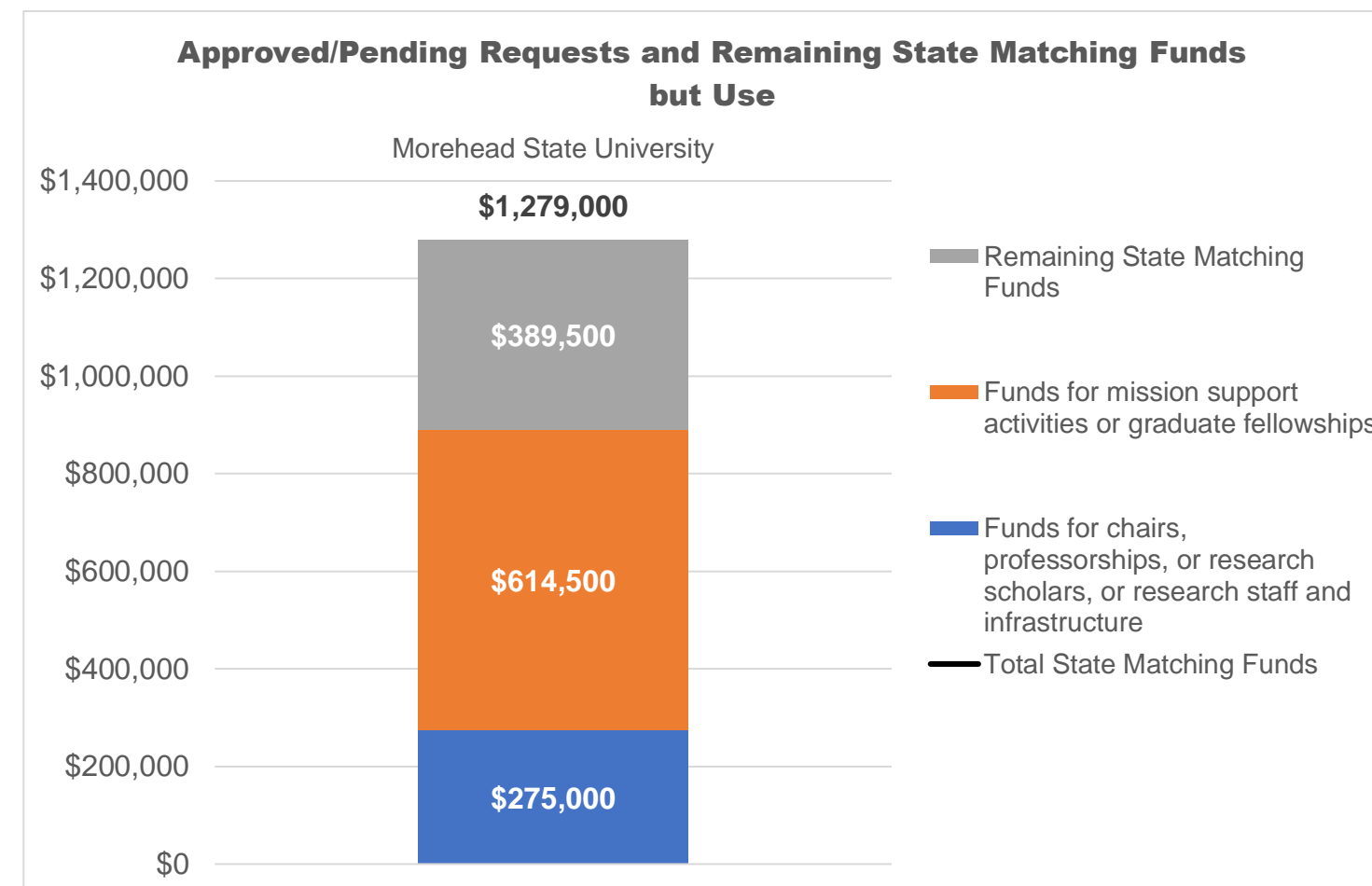
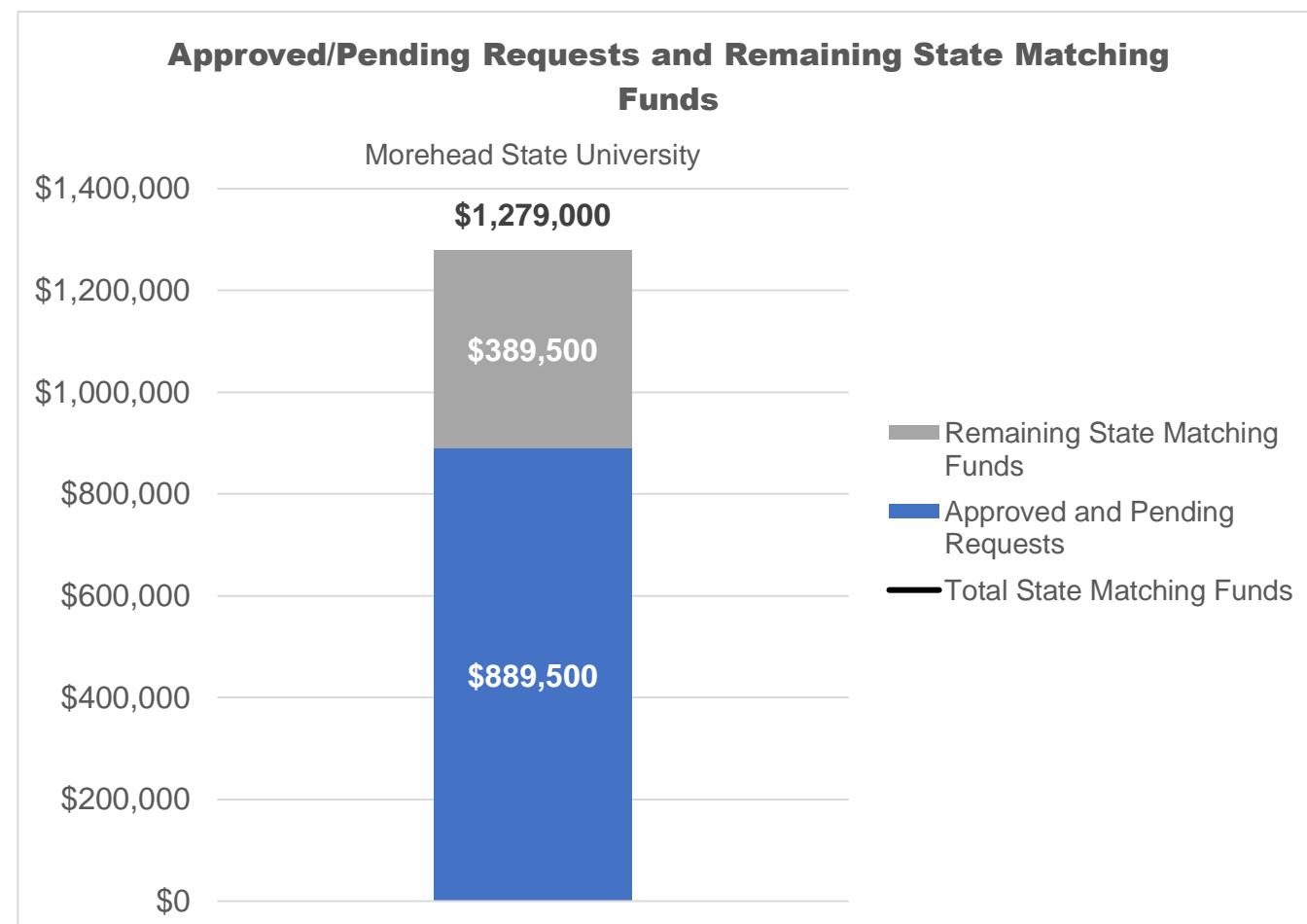
MAX Funds for chairs, professorships, or research scholars, or research staff and infrastructure
\$389,500

Morehead State University: Summary Charts

Attachment F

	Approved and Pending Requests	Remaining State Matching Funds	Total State Matching Funds
Morehead State University	\$889,500	\$389,500	\$1,279,000

	Funds for chairs, professorships, or research scholars, or research staff and infrastructure	Funds for mission support activities or graduate fellowships	Remaining State Matching Funds	Total State Matching Funds
Morehead State University	\$275,000	\$614,500	\$389,500	\$1,279,000



Murray State University

FY 2022-24 Bucks For Brains Allocation and Usage
Comprehensive University Excellence Trust Fund

LEGEND
APPROVAL PENDING

Attachment G

Total State Matching Funds Available by Eligible Use

<i>MIN</i> Funds for chairs, professorships, or research staff and infrastructure	<i>MAX</i> Funds for mission support activities or graduate fellowships or undergraduate scholarships	Total state matching funds available
\$742,450	\$742,450	\$1,484,900

Approved/Pending State Matching Fund Requests by Eligible Use

Endowment Name	Funds for chairs, professorships, or research staff and infrastructure	Funds for mission support activities or graduate fellowships or undergraduate scholarships	Total approved
Anthem Medicaid Rural Medicine Endowed Scholarship		\$100,000	\$100,000
Suzi (Steele) and Ken Chapman Agricultural Science Scholarship Endowment		\$25,000	\$25,000
Associated of General Contractors Danny Claiborne Endowed Professorship	\$88,750		\$88,750
Dr. Steve Cobb Distinguished Endowed Professorship in Engineering Physics	\$82,250		\$82,250
Ray and Jewel Thomas Futrell Endowed Professorship in Agricultural Science	\$125,000		\$125,000
Bill and Merry Garrett Endowed Professorship in Veterinary Sciences Quasi Endowment Match	\$136,449		\$136,449
Bill and Merry Garrett Veterinary Sciences Scholarship Quasi-Endowment Match		\$250,000	\$250,000
Vernon L. and Cathryn R. Hamm Trust Endowed Professorship in Equine Sciences	\$125,000		\$125,000
Ilean Summerville Memorial Scholarship		\$27,500	\$27,500
Jessie Munday Jackson Nursing Scholarship Endowment Fund		\$86,450	\$86,450
Dr. Jesse D. Jones Endowed Professorship	\$60,000		\$60,000
Dr. Thomas B. Logan Endowed Chemistry Professorship	\$125,001		\$125,001
Gary Mayabb Memorial Scholarship		\$27,500	\$27,500
Pat and Frank Miller Scholarship		\$100,000	\$100,000
Patey Family Scholarship in Biology and Chemistry		\$100,000	\$100,000
Schanbacher Character Scholarship		\$25,000	\$25,000
Total approved requests	\$742,450	\$741,450	\$1,483,900

Detailed Eligible Uses

Chairs	Professorships	Research Scholars	Research Staff	Research Infrastructure	Graduate Fellowships	Undergraduate Scholarships	Mission Support
						X	
						X	
	X						
	X						
	X		X	X			
	X		X	X			
					X	X	
	X		X	X			
						X	
						X	
	X		X	X			
	X		X	X			
						X	
						X	
						X	
0	7	0	4	4	1	9	0

Remaining State Matching Funds Available by Eligible Use

<i>MIN</i> Funds for chairs, professorships, or research staff and infrastructure	<i>MAX</i> Funds for mission support activities or graduate fellowships or undergraduate scholarships	Total remaining
Minimum met	\$1,000	\$1,000

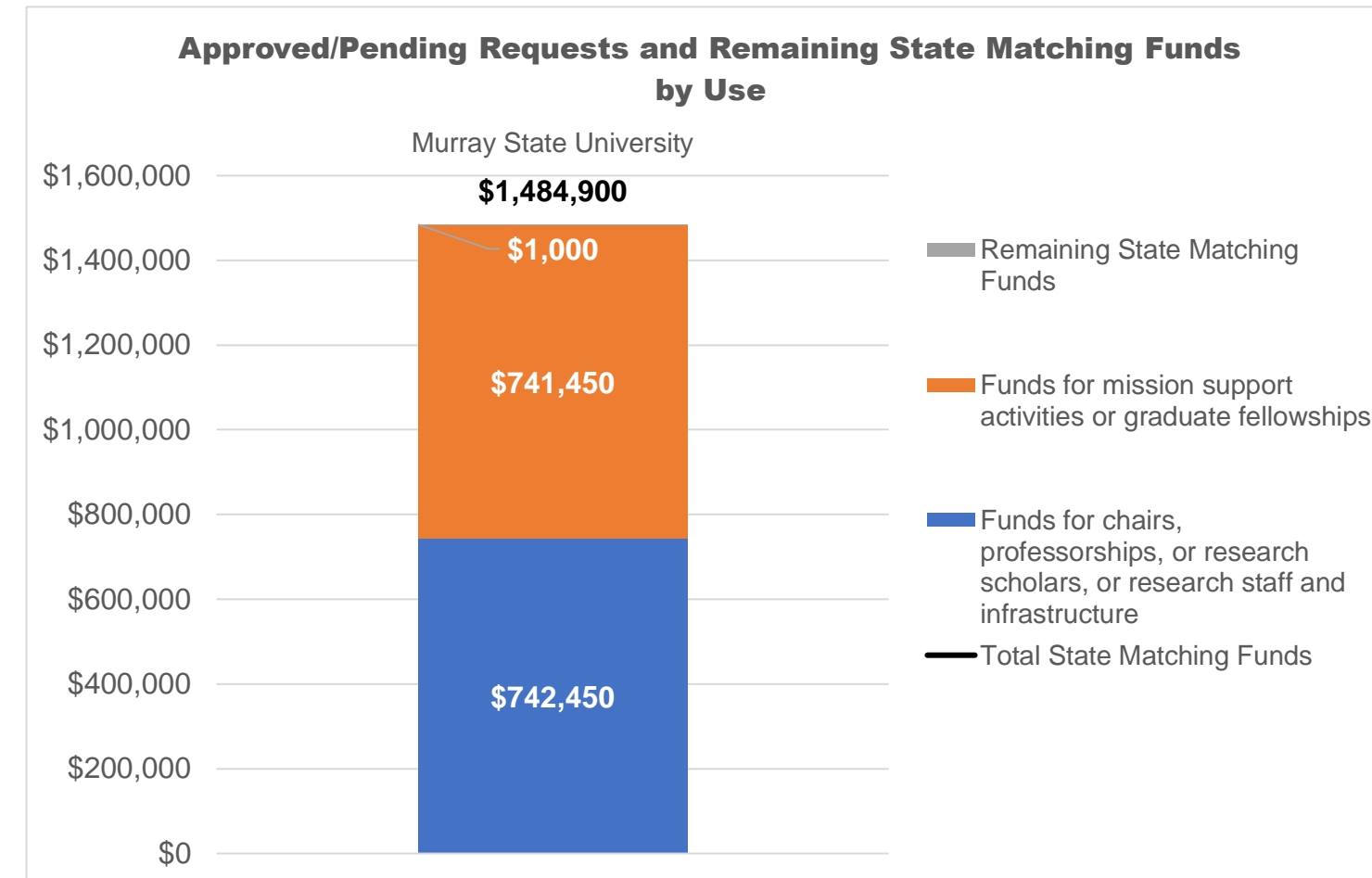
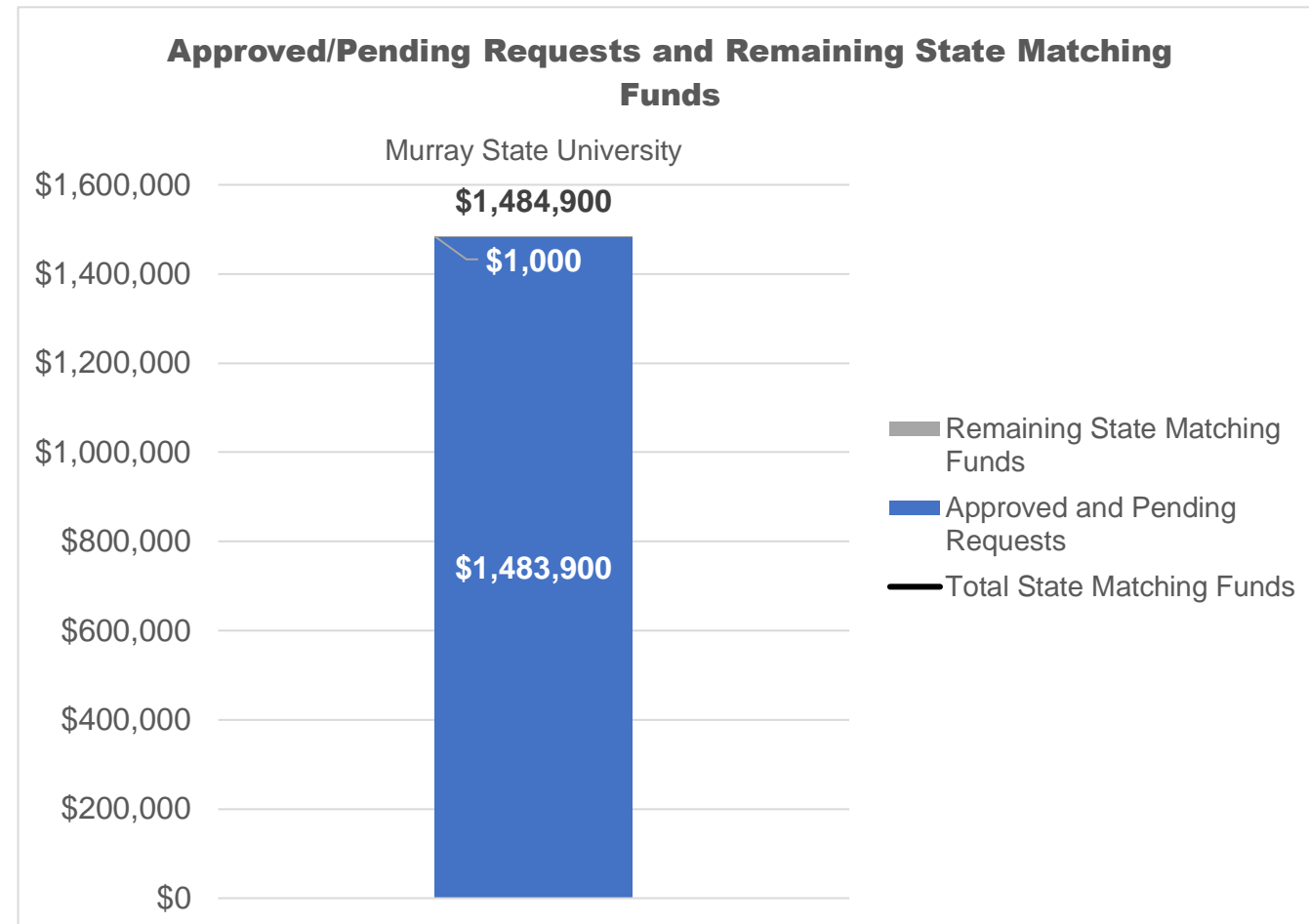
MAX Funds for chairs, professorships, or research scholars, or research staff and infrastructure
\$1,000

Murray State University: Summary Charts

Attachment G

	Approved and Pending Requests	Remaining State Matching Funds	Total State Matching Funds
Murray State University	\$1,483,900	\$1,000	\$1,484,900

	Funds for chairs, professorships, or research scholars, or research staff and infrastructure	Funds for mission support activities or graduate fellowships	Remaining State Matching Funds	Total State Matching Funds
Murray State University	\$742,450	\$741,450	\$1,000	\$1,484,900



LEGEND
APPROVAL PENDING

Total State Matching Funds Available by Eligible Use

<i>MIN</i> Funds for chairs, professorships, or research staff and infrastructure	<i>MAX</i> Funds for mission support activities or graduate fellowships or undergraduate scholarships	Total state matching funds available
\$932,300	\$932,300	\$1,864,600

Approved/Pending State Matching Fund Requests by Eligible Use

Endowment Name	Funds for chairs, professorships, or research staff and infrastructure	Funds for mission support activities or graduate fellowships or undergraduate scholarships	Total approved
Newman Endowment for Undergraduate Research in STEM		\$200,000	\$200,000
Dr. Larry A. Giesmann Endowed Professorship in Biology	\$250,000		\$250,000
Norma Fugazzi & Gabbard Family STEM Endowed Scholarship		\$25,000	\$25,000
The Mark and Marie Yeager Endowed Scholarship for the School of Computing and Analytics		\$200,000	\$200,000
The Pennie Kitchens Witcher Memorial Endowed Scholarship		\$50,000	\$50,000
Total approved requests	\$250,000	\$475,000	\$725,000

Detailed Eligible Uses

Chairs	Professorships	Research Scholars	Research Staff	Research Infrastructure	Graduate Fellowships	Undergraduate Scholarships	Mission Support
						X	
	X						
						X	
						X	
0	1	0	0	0	0	4	0

Remaining State Matching Funds Available by Eligible Use

<i>MIN</i> Funds for chairs, professorships, or research staff and infrastructure	<i>MAX</i> Funds for mission support activities or graduate fellowships or undergraduate scholarships	Total remaining
\$682,300	\$457,300	\$1,139,600

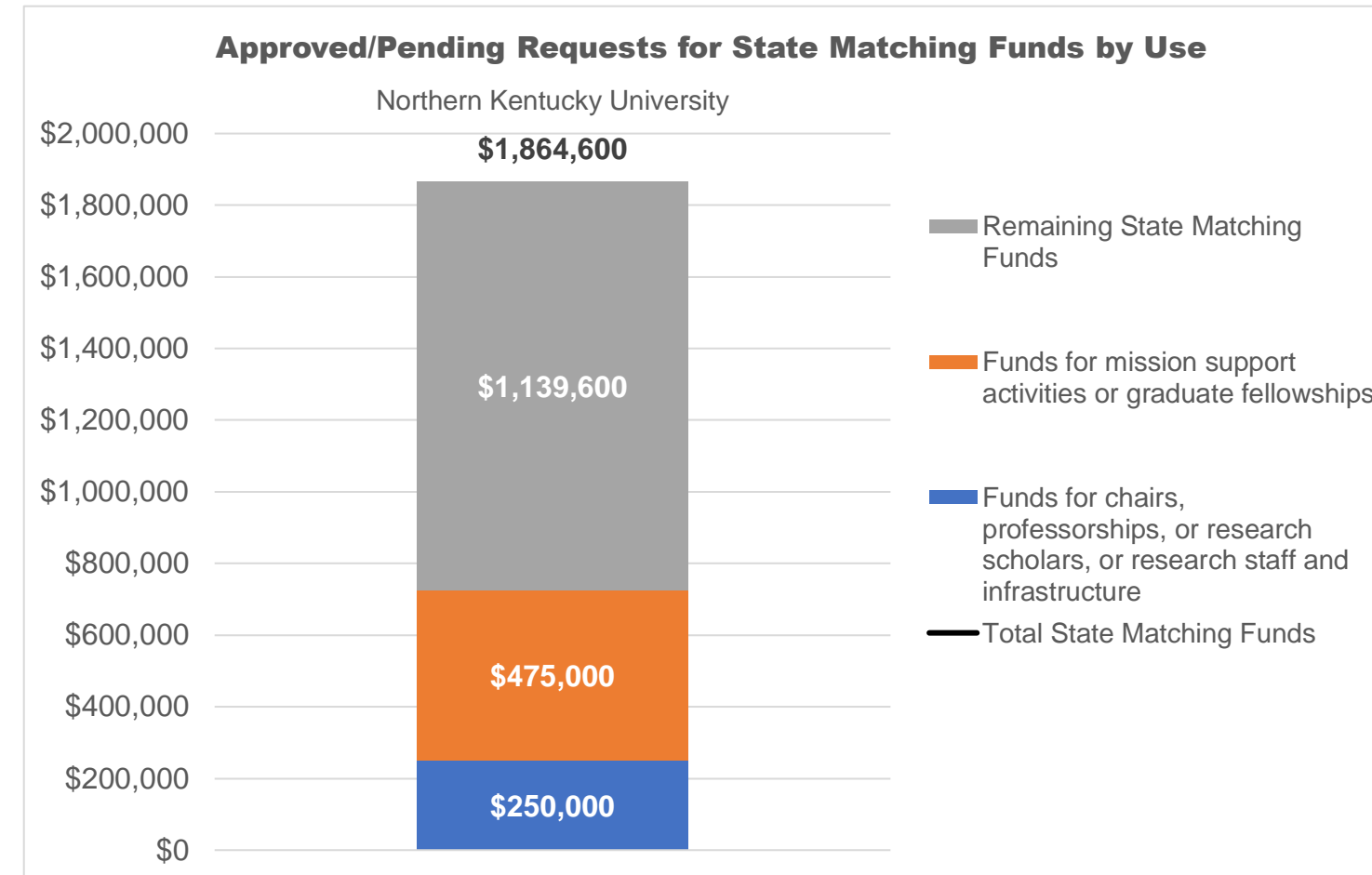
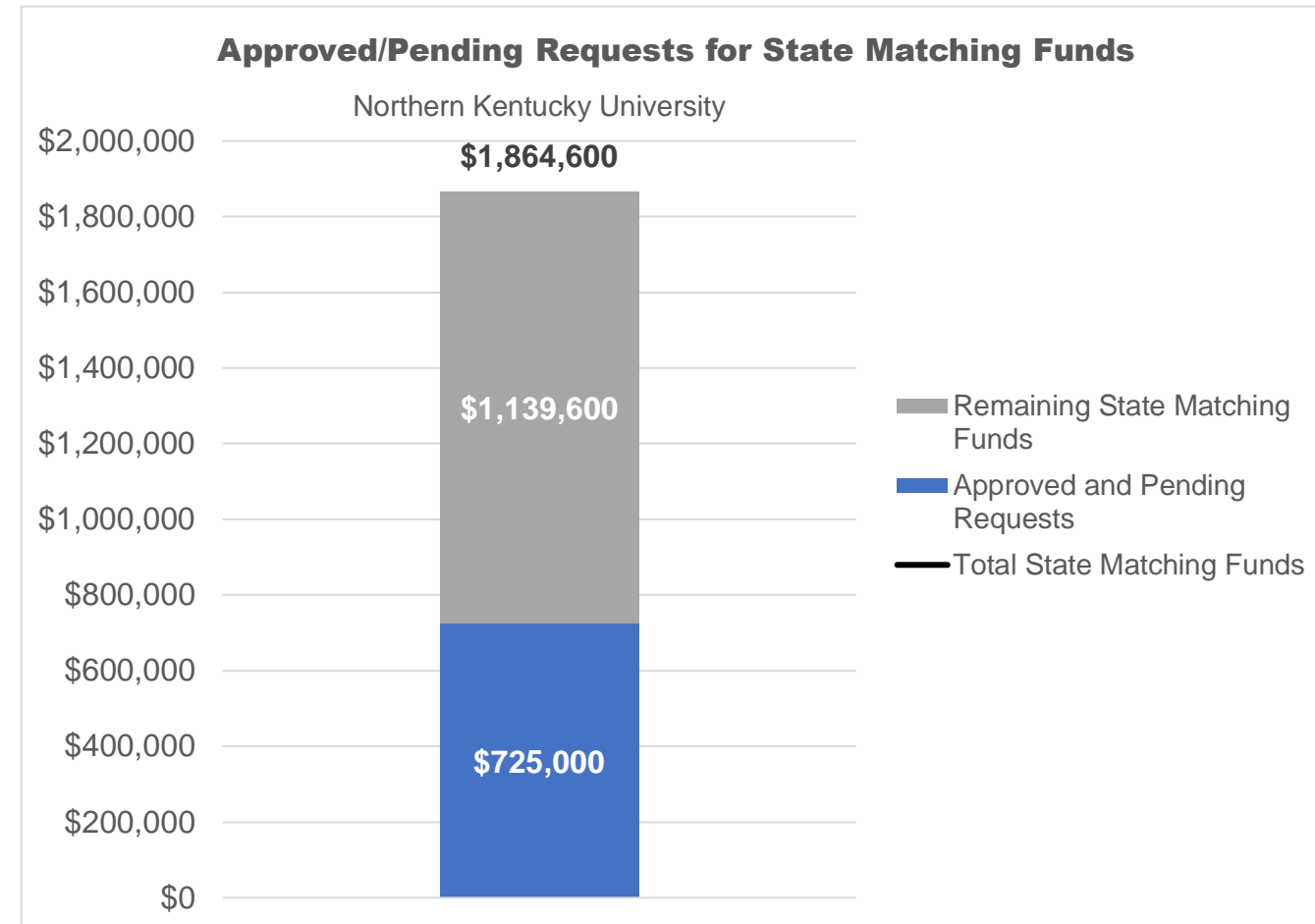
MAX Funds for chairs, professorships, or research scholars, or research staff and infrastructure
 \$1,139,600

Northern Kentucky University: Summary Charts

Attachment H

	Approved and Pending Requests	Remaining State Matching Funds	Total State Matching Funds
Northern Kentucky University	\$725,000	\$1,139,600	\$1,864,600

	Funds for chairs, professorships, or research scholars, or research staff and infrastructure	Funds for mission support activities or graduate fellowships	Remaining State Matching Funds	Total State Matching Funds
Northern Kentucky University	\$250,000	\$475,000	\$1,139,600	\$1,864,600



Western Kentucky University: Summary Charts

Attachment I

	Approved and Pending Requests	Remaining State Matching Funds	Total State Matching Funds
Western Kentucky University	\$0	\$2,475,900	\$2,475,900

	Funds for chairs, professorships, or research scholars, or research staff and infrastructure	Funds for mission support activities or graduate fellowships	Remaining State Matching Funds	Total State Matching Funds
Western Kentucky University	\$0	\$0	\$2,475,900	\$2,475,900

